

Track 1 Lightning Talk: Research Software in Brazil

Raniere Silva

6 September 2017

In 2014, some of the finding from the “UK research software survey 2014” by Hettrick et al. were that “92% of academics use research software, 69% say that their research would not be practical without it and 56% develop their own software (worryingly, 21% of those have no training in software development).”

Initial Question

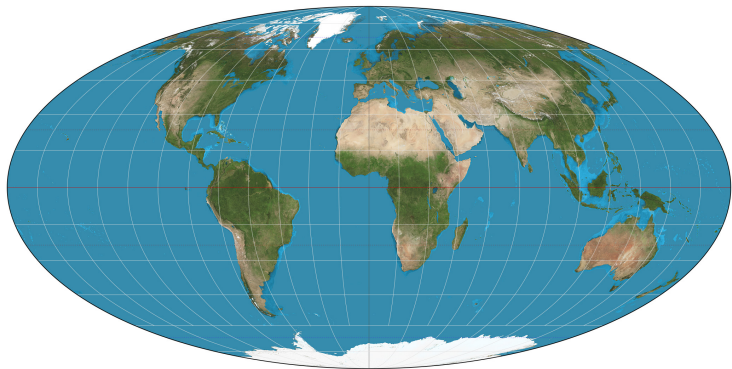
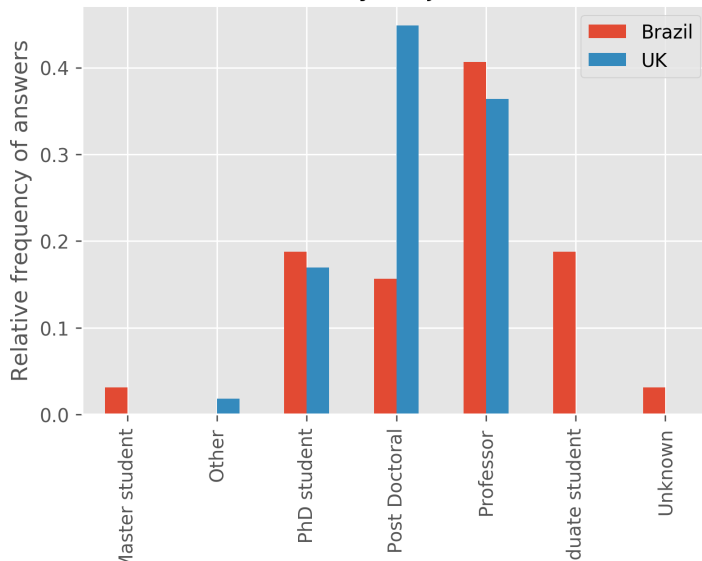
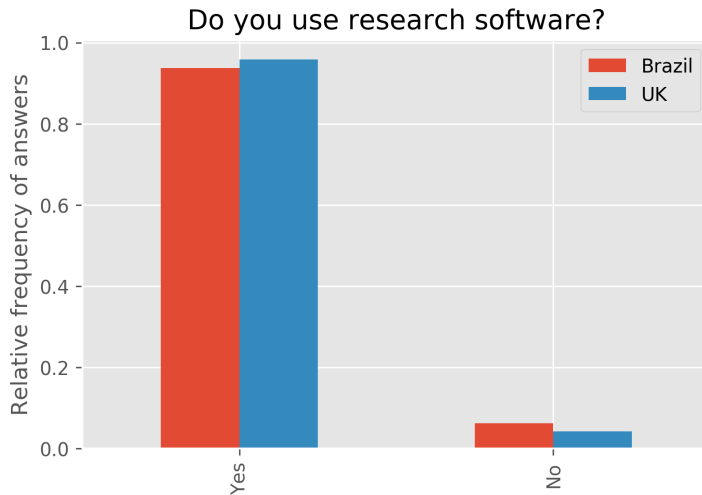


Figure: Mollweide projection SW by Strebe licensed under CC-BY-SA. Available at https://commons.wikimedia.org/wiki/File:Mollweide_projection_SW.jpg

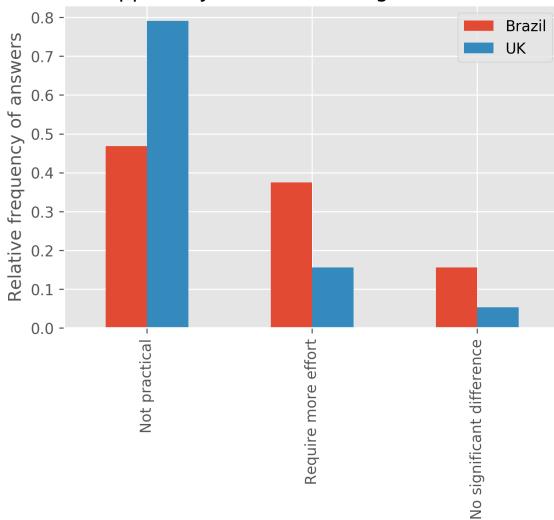
What is your job title?

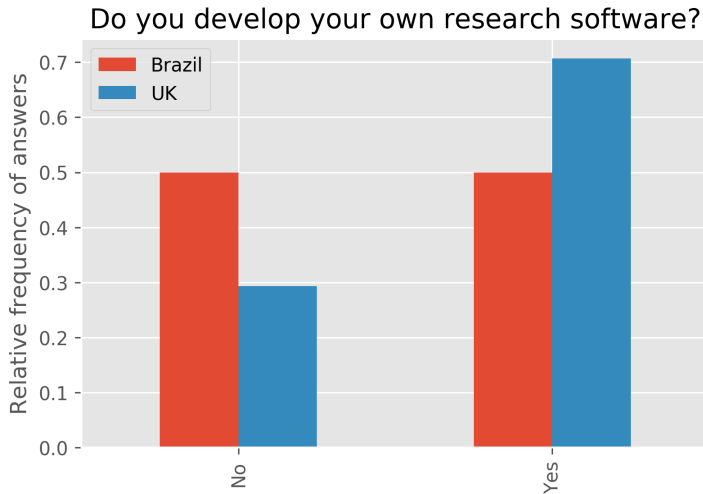




Research Software Dependency

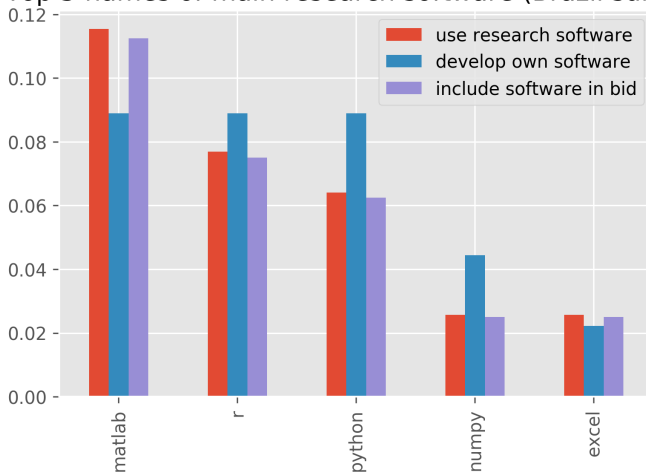
What would happen if you could no longer use research software?





Research Software Popularity

Top 5 names of main research software (Brazil survey)



Conclusion

As the first investigation in this area involving Brazil, we find that 93% of Brazilian academics use research software, almost half of Brazilian scientific production would not be practical without the research software used today and half of Brazilian academics develop their own software—worryingly, a quarter of Brazilian researchers are doing their job without training in software development.

- [1] Simon Hettrick et al. “UK research software survey 2014”. In: *DOI: <https://doi.org/10.5281/zenodo.14809>* (2014).